

PROIV VERSION 8.1 RELEASE NOTES

July 2015

Release 8.1.7.13



PROIV is a registered trademark of NIS UK Limited.

Acrobat Reader is a registered trademark of Adobe Systems Incorporated.

AIX is a registered trademark of IBM.

IBM Informix C-ISAM is a registered trademark of IBM Informix.

Firefox is a registered trademark of the Mozilla Foundation.

Linux is a registered trademark of Linux Foundation.

Microsoft, Microsoft Windows, MS Windows, Microsoft Internet Explorer, Microsoft Windows Server 2008, Microsoft Window 7, Microsoft Windows Vista, Windows XP, Microsoft Word, MS Word, and Visual Basic for Applications (VBA) are registered trademarks of Microsoft Corporation.

HP-UX, Tru64 Unix are all trademarks of Hewlett-Packard Development Company.

Sun Solaris, Java and Oracle are registered trademarks of Oracle Corporation.

UNIX is a registered trademark of The Open Group.

All marks and product names referred to in this document are trademarks or registered trademarks of their respective owners.

Internet: <http://www.proiv.com>

Email: provisupport@ngahr.net

© 2015 NorthgateArinso UK Limited.

No part of this document may be reproduced, transmitted, adapted, stored in any retrieval system or translated into any language in any form without the prior written permission of PROIV Technology LLC.

NGA Human Resources is a trading name of NorthgateArinso UK Limited, Peoplebuilding 2, Maylands Avenue, Hemel Hempstead, Herts, HP2 4NW, UNITED KINGDOM. Company registered number: 1587537, place of registration: England.

Document Control

Document Information

INFORMATION	
Document Id	V8.1_RN
Document Owner	P4 TA
Issue Date	23/07/15
Last Saved Date	23/07/15
File Name	v8.1_ReleaseNotes

Document History

VERSION	ISSUE DATE	CHANGES
8.1.7.12	15/07/2015	First production release
8.1.7.12.1	16/07/2015	Updated system requirements for Windows Server 64-bit
8.1.7.13	23/07/2015	Updated system requirements for Client supported platforms; Added section for 8.1.7.13 fixed list.

TABLE OF CONTENTS

1	INTRODUCTION.....	1
1.1	Document Structure	1
1.2	Upgrading your Application to Version 8.1	1
1.3	End Of Life Products	1
2	SYSTEM REQUIREMENTS AND SUPPORTED PLATFORMS	2
3	GETTING STARTED WITH VERSION 8.1	4
3.1	New Feature – Expander Object	4
3.2	Differences Between Version 7 and Version 8 Installations	4
3.3	New PROIV V8 Control Panel	6
3.4	PROIV System Database	6
3.5	Licence Server	6
3.6	Connecting to PROIV	7
3.7	Co-existence with earlier versions of PROIV	7
4	COMPONENT SPECIFIC INFORMATION.....	8
4.1	Aurora	8
5	PLATFORM AND DATABASE SPECIFIC INFORMATION	9
5.1	64 bit Linux.....	9
5.2	Solaris	10
5.3	HP-UX Itanium	10
5.4	AIX	12
5.5	32 Bit Linux	12
5.6	Oracle.....	13
6	ISSUES RESOLVED	14
6.1	Release 8.1.7.12	14
6.2	Release 8.1.7.13	16

1 INTRODUCTION

1.1 DOCUMENT STRUCTURE

- Section 2 – supported platforms and databases
- Section 3 – getting started with version 8.1
- Section 4 – component specific information
- Section 5 – platform specific information
- Section 6 – resolved issues

1.2 UPGRADING YOUR APPLICATION TO VERSION 8.1

PROIV version 8.1 is compatible with version 8.0; there are no differences to the PROIV language between the releases which require updates to the application source code.

It is recommended to export your application source code from v8.0 and import into v8.1 and perform a regen of the application.

1.3 END OF LIFE PRODUCTS

The following are withdrawn from PROIV Version 8.

Components:

- Active Web
- Web Developer
- Client Administration

Platforms:

- 32 bit AIX
- 32 bit Solaris
- 32 bit and 64 bit HP-UX pa-risc
- OpenVMS

2 SYSTEM REQUIREMENTS AND SUPPORTED PLATFORMS

For a comprehensive list of system requirements, supported platforms, databases and browsers, refer the following table:

PROIV Version 8 Server Supported Platforms											
Platform				Database Interface							
OS Name	Arch	Min OS	Max OS	Oracle		SQL Server			PostgreSQL	Reality	C-ISAM
				11g R2	12c	2008 R2	2012	2014	9.1	15.1	7.26
Windows Server	32 bit	2008 SP2	2008 SP2	✓	✓	✓	✓	✓			
Windows Server	64 bit	2008 SP2	2012 R2	✓	✓	✓	✓	✓	✓		
Windows Workstation	64 bit	7	8.1	✓	✓	✓	✓	✓	✓		
Linux	32 bit x86	RedHat 5	RedHat 5	✓	✓				✓		✓
Linux	64 bit x64	RedHat 5	RedHat 7	✓	✓				✓	✓	✓
AIX	Power5+	AIX 6.1	AIX7.1	✓	✓						✓
HP-UX	la64	11iv3	11iv3	✓	✓						✓
Solaris	SPARC 64 bit	Solaris 10	Solaris 11	✓	✓						✓

PROIV Version 8 Supported Client / Browser Platforms							
Platform		Browser					
OS Name	MFC Client	Internet Explorer		Google Chrome		Mozilla Firefox	Safari
		10	11	18	39 Onwards	33 Onwards	8
Windows 7	✓	✓	✓		✓	✓	
Windows 8.0	✓		✓		✓	✓	
Windows 8.1	✓		✓		✓	✓	
Windows 2012R2	✓		✓		✓	✓	
Windows 2012	✓	✓			✓	✓	
Windows 2008R2	✓	✓	✓		✓	✓	
iOS 8.1.1					✓		✓
Android 4.x				✓			

MFC Client / Forms Designer Platforms

The MFC Client and Forms Designer are 32 bit applications which are compatible with the Windows 7 and Windows 8 operating systems. Whilst the installation may be successful on Windows XP, it is not a supported platform and is not tested; NGAHR will not accept any fault reports or support issues on this platform.

Preview releases of new operating systems such as Windows 10 may function but are not supported until formally stated on the PROIV website.

3 GETTING STARTED WITH VERSION 8.1

3.1 NEW FEATURE – EXPANDER OBJECT

Expander – a static object is introduced to reduce the visual complexity of the user interface. An Expander control has a graphic and when clicked, the elements within the Expander are shown or hidden.

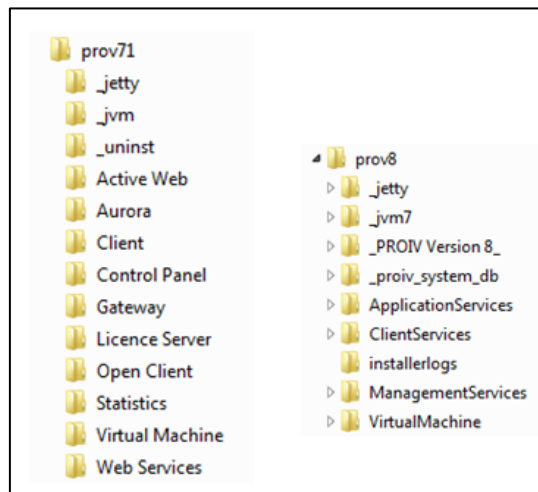
The graphic used for the expander "expands" the control so its sub-controls are visible. You can use the Expander to encapsulate these sub-controls, and show them only when required. The action of expanding or collapsing causes a smooth folding like animation for the rows affected on the screen. This effects of causing other controls on the screen to move up or down depending on whether the area is collapsed or expanded respectively

3.2 DIFFERENCES BETWEEN VERSION 7 AND VERSION 8 INSTALLATIONS

Version 7 comprised 11 different servers processes, either services on Windows or daemon processes on Unix. This number has been reduced significantly to 5 and the names of the services changed to reflect their function. The table below lists the new V8 services and their V7 equivalents.

V8 Service / Process Name	V7 Service / Process name
Management Services	Control Panel Statistics Licensing Virtual Machine Configurator
Client Services	Open Client Aurora
Application Services	Gateway Web Services
V8 Client Virtual Machine	V7 Server
V8 Gateway Virtual Machine	V7 Windows Kernel Server

The PROIV version 8 installed directory structure is revised to reflect the new server grouping. The following snapshot illustrates the difference of version 7 and version 8.

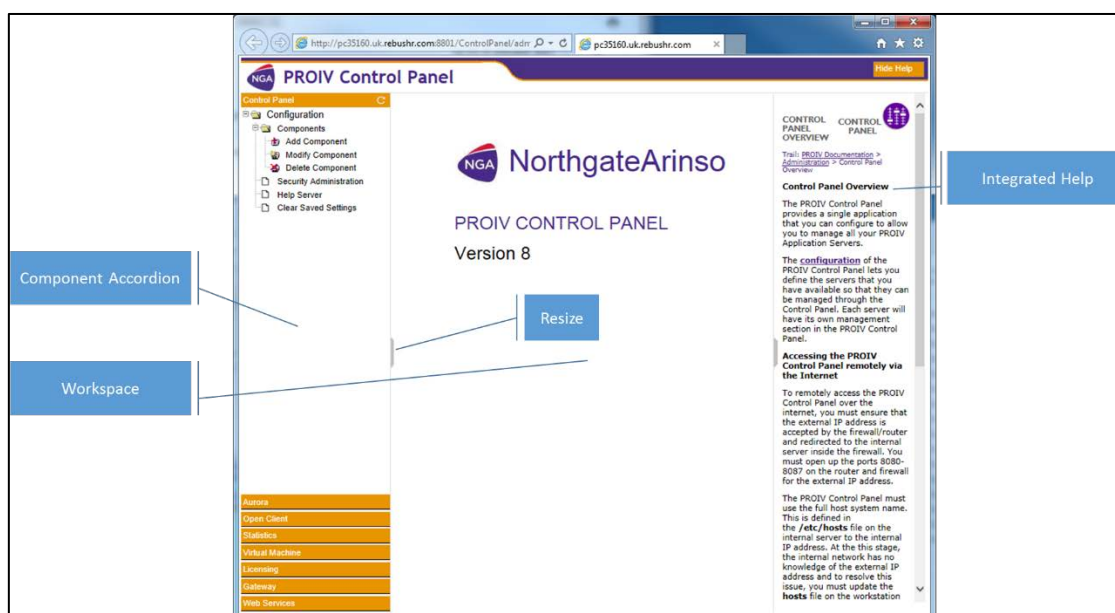


- `_jetty` – the jetty web application server V9.1 and all the Jar files used by the V8 web applications. Note that the web applications no longer have multiple copies of the jar files
- `_jvm7` – the Java Virtual Machine used by the installation
- `_proiv_system_db` – a directory containing two databases, one for the lexicon and one for statistics; this is an internal database for statistics and lexicon it should not be modified by anything other than the tools provided. It is not used to hold any application source and cannot be used as a file type for PROIV.
- `_PROIV Version 8_` - a directory containing the uninstaller for the product
- `installerlogs` – a directory with the log file created by the installer; if you have problems with installation then it is a good idea to send this into support if you need to report an issue
- `VirtualMachine` – the PROIV VM and bootstraps
- `ApplicationServices` – a configuration instance of Jetty which serves Gateway and Web Services
- `Client Services` – a configuration instance of Jetty which serves OpenClient and Aurora
- `ManagementServices` – a configuration instance of Jetty which serves ControlPanel, Licensing, Statistics and Virtual Machine Configuration

It is important to understand that there are multiple web application contexts created within each Jetty based web application server instance.

3.3 NEW PROIV V8 CONTROL PANEL

The V7 Control Panel is updated with a new look and feel making it quicker and easier to manage your PROIV installations.



On the left hand side is an accordion displaying the components configured within your control panel, simply click on the orange bar to open the component you wish to manage. Once a component is open, you can manage its configuration by clicking on the items in the tree; once selected the workspace will show the corresponding element for management.

In addition to this the help system is now integrated within the control panel, click the “Show Help” button at the top left and the help panel will slide out from the right hand side showing the context sensitive help for the screen in the workspace.

You can adjust the width of the accordion and the help using the grey thumb nails present on the dividers.

The operation of the screens presented in the workspace is the same as Version 7.

3.4 PROIV SYSTEM DATABASE

New for V8, the PROIV System database is used to hold the statistics generated by your installation and the lexicon for any multi-lingual translations. The database starts automatically as part of the Management Service and cannot be disabled.

If you wish to utilize another database as per V6 and V7 (Oracle, PostgreSQL or SQL Server) for statistics or lexicon then you are free to do so and should reconfigure the statistics component and lexicon in control panel with the correct connection details.

The system database is not available for use as a relational database for a PROIV application, it is purely for use by the PROIV installation.

3.5 LICENCE SERVER

The Licence Server is no longer a separate process within your PROIV installation; it is now part of the Management Service. In order for Open or MFC clients to successfully get a licence **you must** run the Management Service.

3.6 CONNECTING TO PROIV

There are three ways to connect to the PROIV Virtual Machine;

- Legacy Green Screen
- Classic MFC Client
- Open Client / Aurora

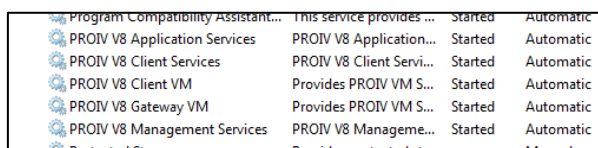
On UNIX platforms the PROIV Virtual Machine may be started with the *runproiv* script as per version 7.

On Windows the default port for the Client VM server has changed to 8023 and the default port for the Gateway VM Server is now 8033.

3.6.1 PROIV SERVERS

As previously stated V8 has reduced the number of services which need to be started on your system.

On Windows these can be found in the windows Service Manager and can be started / stopped as per previous releases.



Program Compatibility Assistant...	This service provides ...	Started	Automatic
PROIV V8 Application Services	PROIV V8 Application...	Started	Automatic
PROIV V8 Client Services	PROIV V8 Client Servi...	Started	Automatic
PROIV V8 Client VM	Provides PROIV VM S...	Started	Automatic
PROIV V8 Gateway VM	Provides PROIV VM S...	Started	Automatic
PROIV V8 Management Services	PROIV V8 Manageme...	Started	Automatic
Protected Storage	Provides protected st...	Started	Manual

On Unix there are shell scripts in each of the following directories to start and stop the server instances.

```
$PROIV_HOME/ApplicationServices/bin  
$PROIV_HOME/ClientServices/bin  
$PROIV_HOME/ManagementServices/bin
```

3.7 CO-EXISTENCE WITH EARLIER VERSIONS OF PROIV

3.7.1 WINDOWS PLATFORMS

Version 8 (client and servers) can now coexist with Version 7 on the same operating system instance; the servers utilize different listening ports. PRO-ISAM locks will also be shared between versions, however it is important to ensure that file definitions match otherwise there will be unexpected behavior.

3.7.2 UNIX PLATFORMS

You are able to install PROIV Version 8 on the same system as PROIV Version 7; although it should be noted that some of the pre-requisites for version 8 are different to version 7.

4 COMPONENT SPECIFIC INFORMATION

4.1 AURORA

4.1.1 URL TO ACCESS AURORA

The URL to access Aurora depends on the port number provided during the installation of PROIV. The default port number is 8804 and the full URL is:

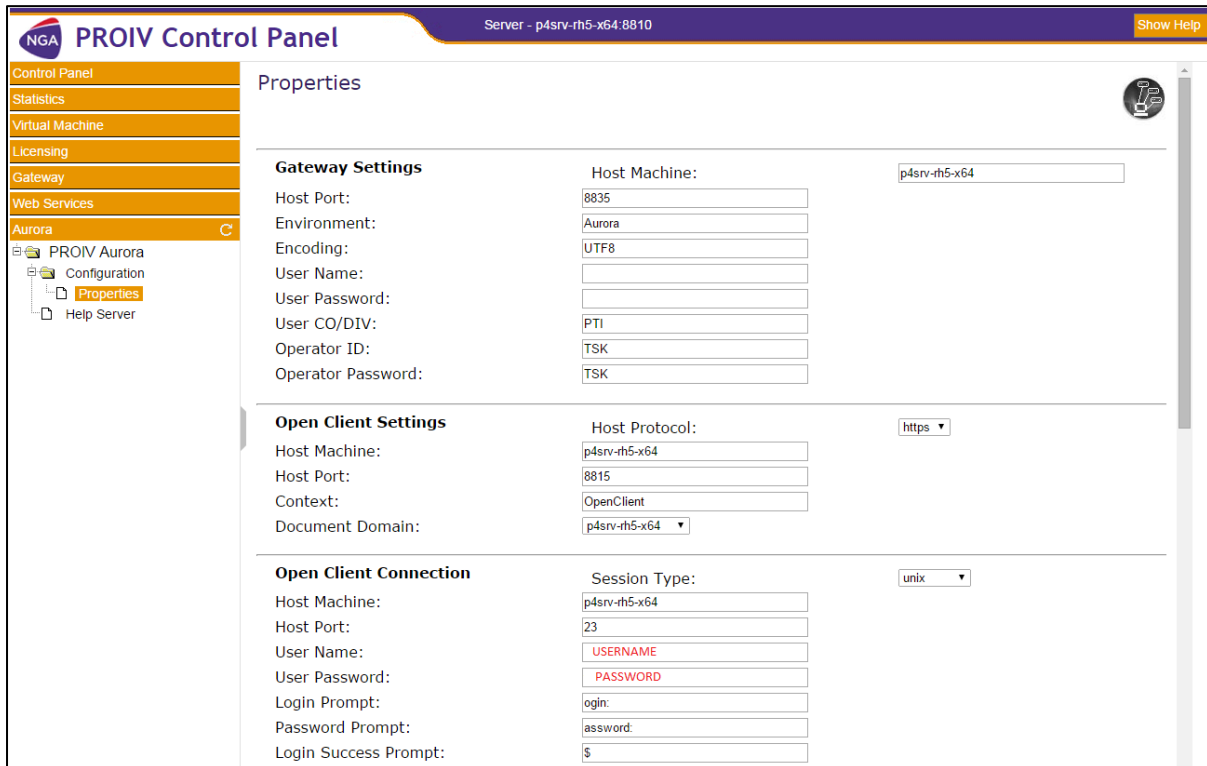
<http://machine:8804/Aurora>

Where machine is the fully qualified domain name of the server on which you have installed PROIV.

4.1.2 UPDATES TO AURORA CONFIGURATION ON UNIX

Once you have installed version 8.1 on UNIX you will need to make some further configuration changes to allow the Aurora to function.

Using the Control Panel navigate to the Aurora area and select properties from the tree on the left hand side; in the Open Client Connection section enter a username and password which will successfully log into the Unix host. Also ensure that this user can connect either an open client session or an MFC Client session by running the *runproiv* script which was created during the installation process. If needed update the prompts specified to allow processing of the Unix login.



Section	Field	Value
Gateway Settings	Host Machine:	p4srv-rh5-x64
	Host Port:	8835
	Environment:	Aurora
	Encoding:	UTF8
	User Name:	
	User Password:	
	Operator ID:	TSK
Open Client Settings	Host Protocol:	https
	Host Machine:	p4srv-rh5-x64
	Host Port:	8815
	Context:	OpenClient
	Document Domain:	p4srv-rh5-x64
Open Client Connection	Session Type:	unix
	Host Machine:	p4srv-rh5-x64
	Host Port:	23
	User Name:	USERNAME
	User Password:	PASSWORD
	Login Prompt:	login:
	Password Prompt:	assword:
	Login Success Prompt:	\$

When configuring Aurora it is important to ensure that the Document Domain and Host Machine are the same otherwise Aurora will not successfully launch tabs within the framework.

5 PLATFORM AND DATABASE SPECIFIC INFORMATION

5.1 64 BIT LINUX

5.1.1 SUPPORTED JAVA RUNTIME ENVIRONMENTS

PROIV on 64 bit Linux supports the Oracle Java 7 Runtime Environment. On this platform, the installation process will look in the following directories (as defined using regular expression) for an Oracle JRE.

/usr/*[jJ][rR][eE]*1*7*	/usr/*[jJ][aA][vV][aA]*7*	/opt/*[jJ][sS][Ee]*/jre
/opt/*[jJ][rR][eE]*1*7*	/opt/*[jJ][aA][vV][aA]*7*	/opt/*[jJ][rR][Ee]*
/usr/*[jJ][aA][vV][aA]*1*7*	/usr/*[jJ][sS][Ee]*	/usr/*[jJ][rR][eE]*
/opt/*[jJ][aA][vV][aA]*1*7*	/usr/*[jJ][sS][Ee]*/jre	/opt/*[jJ][rR][eE]*
/usr/*[jJ][rR][eE]*7*	/usr/*[jJ][rR][Ee]*	/usr/*[jJ][aA][vV][aA]*
/opt/*[jJ][rR][eE]*7*	/opt/*[jJ][sS][Ee]*	/opt/*[jJ][aA][vV][aA]*
/usr/*[jJ][aA][vV][aA]*/*[jJ]*	/opt/*[jJ][aA][vV][aA]*/*[jJ]*	/opt/*[jJ]*
/usr/*[jJ]*	/usr/jre1.7.0	/usr/local/jre1.7.0
/usr/java/jre1.7.0	/opt/jre1.7	/opt/jre1.7.0
/usr/jre7.0	/usr/local/jre7.0	/usr/java/jre7.0
/opt/jre7	/usr/jre7	/usr/local/jre7
/usr/java/jre7		

5.1.2 REALITY DATABASE

This release of PROIV now supports the Reality 15.1 database.

5.1.3 POSTGRESQL

The Linux platform requires unixODBC 2.3.0 or above from www.unixODBC.org to be installed and available its libraries available on the LD_LIBRARY_PATH of the user running the PROIV Virtual Machine.

This release of PROIV has been compiled and linked against libodbc.so found within an installed distribution of unixODBC build from source code. This file is a symbolic link and points to libunixodbc.so.2.0.0; a proper installation of unixODBC should have this symbolic link setup correctly.

PROIV with PostgreSQL has been tested and compiled against standard distributions of the following components

PostgreSQL	9.1.8, 9.1.14
PostgreSQL ODBC Driver	9.02.100 (no other version is supported)
unixODBC	2.3.0 (or above)

5.1.4 ORACLE

The Linux platform includes the Oracle 12c Instant client (version 12.1.0.2.0) it can be found in the \$PROIV_HOME/virtual_machine/lib/instant_client directory of your installation. This directory is added to the LD_LIBRARY_PATH environment variable as part of the **runproiv** script.

5.2 SOLARIS

This release is supported on Solaris 10 (minimum release is Solaris 10 1/13) and Solaris 11. It is very important that the operating system has all vendor-supplied patches installed. Note that the Reality database is no longer supported on this platform.

5.2.1 SUPPORTED JAVA RUNTIME ENVIRONMENTS

PROIV on 64 bit Solaris supports the Oracle Java 7 Runtime Environment on the Solaris platform, the installation process will look in the following directories (as defined using regular expression) for an Oracle JRE.

/usr/*[jJ][rR][eE]*1*7*	usr/jre1.7.0	/usr/*[jJ][dD][kK]*1*7*
/opt/*[jJ][rR][eE]*1*7*	/usr/*[jJ][rR][eE]*1*7*0*	/opt/*[jJ][dD][kK]*1*7*
/usr/*[jJ][aA][vV][aA]*1*7*	/opt/*[jJ][rR][eE]*1*7*0*	/usr/*[jJ][dD][kK]*1*7*/jre
/opt/*[jJ][aA][vV][aA]*1*7*	/usr/*[jJ][aA][vV][aA]*1*7*0*	/opt/*[jJ][dD][kK]*1*7*/jre
/usr/*[jJ][sS][eE]*	/opt/*[jJ][aA][vV][aA]*1*7*0*	/usr/*[jJ][aA][vV][aA]*1*7*
/usr/*[jJ][sS][eE]*/jre	/usr/*[jJ][rR][eE]*7*0*	/opt/*[jJ][aA][vV][aA]*1*7*
/usr/*[jJ][rR][eE]*	/opt/*[jJ][rR][eE]*7*0*	/usr/*[jJ][sS][eE]*
/opt/*[jJ][sS][eE]*	/usr/*[jJ][aA][vV][aA]*7*0*	/usr/*[jJ][sS][eE]*/jre
/opt/*[jJ][sS][eE]*/jre	/opt/*[jJ][aA][vV][aA]*7*0*	/opt/*[jJ][sS][eE]*
/opt/*[jJ][rR][eE]*	/usr/*[jJ][rR][eE]*7*	/opt/*[jJ][sS][eE]*/jre
/usr/*[jJ][rR][eE]*	/opt/*[jJ][rR][eE]*7*	/usr/*[jJ][dD][kK]*/jre
/opt/*[jJ][rR][eE]*	/usr/*[jJ][aA][vV][aA]*7*	/opt/*[jJ][dD][kK]*/jre
/usr/*[jJ][aA][vV][aA]*	/opt/*[jJ][aA][vV][aA]*7*	/usr/*[jJ][dD][kK]*
/opt/*[jJ][aA][vV][aA]*	/usr/*[jJ][sS][eE]*	/opt/*[jJ][dD][kK]*
/usr/*[jJ][aA][vV][aA]*/[jJ]*	/usr/*[jJ][sS][eE]*/jre	/usr/*[jJ][aA][vV][aA]*
/opt/*[jJ][aA][vV][aA]*/[jJ]*	/usr/*[jJ][rR][eE]*	/opt/*[jJ][aA][vV][aA]*
/opt/*[jJ]*	/opt/*[jJ][sS][eE]*	/usr/*[jJ][aA][vV][aA]*/[jJ]*
/usr/*[jJ]*	/opt/*[jJ][sS][eE]*/jre	/opt/*[jJ][aA][vV][aA]*/[jJ]*
	/opt/*[jJ][rR][eE]*	/opt/*[jJ]*
	/usr/*[jJ][rR][eE]*	/usr/*[jJ]*
	/opt/*[jJ][rR][eE]*	
	/usr/*[jJ][aA][vV][aA]*	
	/opt/*[jJ][aA][vV][aA]*	
	/usr/*[jJ][aA][vV][aA]*/[jJ]*	
	/opt/*[jJ][aA][vV][aA]*/[jJ]*	

5.2.2 ORACLE

The Solaris platform includes the Oracle 12c Instant client (version 12.1.0.2.0) it can be found in the \$PROIV_HOME/virtual_machine/lib/instant_client directory of your installation. This directory is added to the LD_LIBRARY_PATH environment variable as part of the **runproiv** script.

5.3 HP-UX ITANIUM

This release is supported on HPX 11iv3. It is very important that the operating system has all vendor-supplied patches installed.

5.3.1 SUPPORTED JAVA RUNTIME ENVIRONMENTS

PROIV on 64 bit HP-UX supports the Java 7 Runtime Environment. On the HP-UX platform, the installation process will look in the following directories (as defined using regular expression) for a JRE.

/opt/*[jJ][rR][eE]*1*7*
/usr/*[jJ][rR][eE]*7*
/opt/*[jJ][rR][eE]*7*
/usr/*[jJ][dD][kK]*1*7*/jre
/opt/*[jJ][dD][kK]*1*7*/jre
/usr/*[jJ][aA][vV][aA]*1*7*
/opt/*[jJ][aA][vV][aA]*1*7*
/usr/*[jJ][aA][vV][aA]*7*
/opt/*[jJ][aA][vV][aA]*7*
/usr/*[jJ]2[sS][Ee]*
/usr/*[jJ]2[sS][Ee]*/jre
/usr/*[jJ]2[rR][Ee]*
/opt/*[jJ]2[sS][Ee]*
/opt/*[jJ]2[sS][Ee]*/jre
/opt/*[jJ]2[rR][Ee]*
/usr/*[jJ][dD][kK]*/jre
/opt/*[jJ][dD][kK]*/jre
/usr/*[jJ][dD][kK]*
/opt/*[jJ][dD][kK]*
/usr/*[jJ][rR][eE]*
/opt/*[jJ][rR][eE]*
/usr/*[jJ][aA][vV][aA]*
/opt/*[jJ][aA][vV][aA]*
/usr/*[jJ][aA][vV][aA]*/[jJ]2*
/opt/*[jJ][aA][vV][aA]*/[jJ]2*
/opt/*[jJ]2*
/usr/*[jJ][rR][eE]*1*7*
/opt/java1.7
/opt/java1.7/jre
/opt/java7/jre
/opt/java7

5.3.2 ORACLE

The HP-UX platform includes the Oracle 12c Instant client (version 12.1.0.2.0) it can be found in the \$PROIV_HOME/virtual_machine/lib/instant_client directory of your installation. This directory is added to the LD_LIBRARY_PATH environment variable as part of the *runproiv* script.

5.4 AIX

This release is supported on AIX 6.1. It is very important that the operating system has all vendor-supplied patches installed.

The technology level must be at least 08 with Service Pack 02.

5.4.1 SUPPORTED JAVA RUNTIME ENVIRONMENTS

PROIV on 64 bit AIX supports the Java 7 Runtime Environment. On the AIX platform, the installation process will look in the following directories (as defined using regular expression) for a JRE.

/usr/[jJ][rR][eE]*1*7*
/opt/[jJ][rR][eE]*1*7*
/usr/[jJ][dD][kK]*1*7*/jre
/opt/[jJ][dD][kK]*1*7*/jre
/usr/[jJ][aA][vV][aA]*1*7*
/opt/[jJ][aA][vV][aA]*1*7*
/usr/[jJ]2[sS][Ee]*
/usr/[jJ]2[sS][Ee]*/jre
/usr/[jJ]2[rR][Ee]*
/opt/[jJ]2[sS][Ee]*
/opt/[jJ]2[sS][Ee]*/jre
/opt/[jJ]2[rR][Ee]*
/usr/[jJ][dD][kK]*/jre
/opt/[jJ][dD][kK]*/jre
/usr/[jJ][dD][kK]*
/opt/[jJ][dD][kK]*
/usr/[jJ][rR][eE]*
/opt/[jJ][rR][eE]*
/usr/[jJ][aA][vV][aA]*
/opt/[jJ][aA][vV][aA]*
/usr/[jJ][aA][vV][aA]*[jJ]2*
/opt/[jJ][aA][vV][aA]*[jJ]2*
/opt/[jJ]2*
/usr/[jJ]2*
/opt/java1.7
/opt/java1.7/jre

5.4.2 ORACLE

The AIX platform includes the Oracle 12c Instant client (version 12.1.0.2.0) it can be found in the \$PROIV_HOME/virtual_machine/lib/instant_client directory of your installation. This directory is added to the LD_LIBRARY_PATH environment variable as part of the *runproiv* script.

5.5 32 BIT LINUX

This release is supported on 32 bit Linux. It is very important that the operating system has all vendor-supplied patches installed.

5.5.1 SUPPORTED JAVA RUNTIME ENVIRONMENTS

PROIV on 32 bit Linux supports the Java 7 Runtime Environment. On this platform, the installation process will look in the following directories (as defined using regular expression) for an Oracle JRE.

/usr/*[jJ][rR][eE]*1*7*	/usr/jre1.7.0	/usr/*[jJ][aA][vV][aA]*
/opt/*[jJ][rR][eE]*1*7*	/usr/local/jre1.7.0	/opt/*[jJ][aA][vV][aA]*
/usr/*[jJ][aA][vV][aA]*1*7*	/usr/java/jre1.7.0	/usr/*[jJ][aA][vV][aA]/*[jJ]*
/opt/*[jJ][aA][vV][aA]*1*7*	/opt/jre1.7	/opt/*[jJ][aA][vV][aA]/*[jJ]*
/usr/*[jJ][rR][eE]*7*	/opt/jre1.7.0	/opt/*[jJ]*
/opt/*[jJ][rR][eE]*7*	/usr/jre7.0	/usr/*[jJ]*
/usr/*[jJ][aA][vV][aA]*7*	/usr/local/jre7.0	/usr/j2sdk1.7.0
/opt/*[jJ][aA][vV][aA]*7*	/usr/java/jre7.0	/usr/local/jdk1.7.0
/usr/*[jJ][sS][eE]*	/opt/jre7	/opt/jdk1.7.0
/usr/*[jJ][sS][eE]*/jre	/usr/jre7	/usr/java/jdk1.7.0
/usr/*[jJ][rR][eE]*	/usr/local/jre7	/usr/j2sdk7.0
/opt/*[jJ][sS][eE]*	/usr/java/jre7	/usr/local/jdk7.0
/opt/*[jJ][sS][eE]*/jre	/usr/*[jJ][dD][kK]*1*7*/jre	/opt/jdk7.0
/opt/*[jJ][rR][eE]*	/opt/*[jJ][dD][kK]*1*7*/jre	/usr/java/jdk7.0
/usr/*[jJ][rR][eE]*	/usr/*[jJ][dD][kK]*7*/jre	/usr/j2sdk7
/opt/*[jJ][rR][eE]*	/opt/*[jJ][dD][kK]*7*/jre	/usr/local/jdk7
/usr/*[jJ][aA][vV][aA]*	/usr/*[jJ][aA][vV][aA]*1*7*	/opt/jdk7
/opt/*[jJ][aA][vV][aA]*	/opt/*[jJ][aA][vV][aA]*1*7*	/usr/java/jdk7
/usr/*[jJ][aA][vV][aA]/*[jJ]*	/usr/*[jJ][sS][eE]*	
/opt/*[jJ][aA][vV][aA]/*[jJ]*	/usr/*[jJ][sS][eE]*/jre	
/opt/*[jJ]*	/opt/*[jJ][sS][eE]*	
/usr/*[jJ]*	/opt/*[jJ][sS][eE]*/jre	
	/usr/*[jJ][dD][kK]*/jre	
	/opt/*[jJ][dD][kK]*/jre	
	/usr/*[jJ][dD][kK]*	
	/opt/*[jJ][dD][kK]*	

5.5.2 ORACLE

The 32 bit Linux platform includes the Oracle 12c Instant client (version 12.1.0.2.0) it can be found in the \$PROIV_HOME/virtual_machine/lib/instant_client directory of your installation. This directory is added to the LD_LIBRARY_PATH environment variable as part of the **runproiv** script.

5.6 ORACLE

Oracle may generate a warning return code “ORA-24347” when NULL columns are used in aggregate functions. This happens for PROIV V8 versions (8.0 and 8.1). PROIV regards the warning as an error and rolls back the transaction. Within PROIV, this is only likely to happen with full function SQL.

To instruct PROIV to ignore the Oracle warning, you can set the following environment variable in the pro4v8.ini file – Environment section or in the operating system environment.

IGNORE_ORACLE_WARNINGS= “Y”

6 ISSUES RESOLVED

6.1 RELEASE 8.1.7.12

Key	Summary
PX-19	PROIV batchque process displays error indicating process name already exists on VMS
PX-56	Functions exported from 7.1.41.0 corrupted when imported to version 8
PX-167	Unexplained Map Errors appears On Gen
PX-324	PROIV Kernel hangs under extreme load
PX-325	In Open Client Insert [Ctrl + F5] into paging screen is allowed only once
PX-326	Open Client Paging Screen Maximum Height causes navigation issues
PX-327	INS key is not working in Open Client
PX-329	SET_CURR is not working as expected
PX-330	Pressing ESC or TAB while loading Open Client causes application hang
PX-332	Date Field with Date Picker shows as two separate object after being hidden and made visible in Open Client
PX-333	Allow popup windows to have specific CSS in the Open Client
PX-334	Allow popup windows on Open Client to open at their maximum size
PX-338	Printing from Task loses spooler command
PX-339	Telnet does not display what has been typed
PX-351	Open Client radio button does not send the value selected if losing focus using F3
PX-355	Paging Screen sorting second column has problem if Iscall is done in after read logic
PX-356	Response String does not get populated into DATA for associated tag in Open Client
PX-364	Cannot add/remove a space to/from the start of a field in Open Client
PX-365	Paging area in window in MFC unexpectedly enters into add mode
PX-367	Javascript error when visiting a combobox after drawing an active paging cycle
PX-368	Behaviour of PROIV automatic roll back on errors needs documentation
PX-371	Unable to save reports in Open Client using Google Chrome
PX-373	In consistent behaviour of iscollect
PX-401	Unable to install PROIV v8 on Windows 2012 R2
PX-402	Installation billboard messages displayed incorrectly
PX-403	Invalid Global Function Called / Access Violation when setting up PROIV Developer
PX-414	AutoSizePagingHeight occasionally miscalculates screen height
PX-415	Allow the administrator to disable the Open Client popup window moving and resizing
PX-423	The 'Fahrenheit' field in the Meter Chart Demo should be display-only
PX-441	Meter Chart Demo does not link back to menu
PX-442	Slider Bar initial value invalid
PX-565	Pressing ESC or TAB while Open Client loading causes application hang
PX-566	Licence file loops when default licence is unchecked
PX-568	Uninstalling V8 removes isamdef without prompt (this broke pre-existing version 7)
PX-570	PROIV Developer hangs for Import
PX-572	Client.Send transfers partial content of medium to Large files in Open Client.

Key	Summary
PX-574	Running Line Chart Demo in MFC on Windows 2012 R2 causes PROIV Document Server Exception
PX-575	Have to Relaunch Management Services to view the new added Open Client service
PX-584	Thread Exception when changing the text in a piece of Static Text using logic
PX-591	ActiveX Description faults MFC client on Windows 8
PX-593	Linux / Unix Installer fails to create service entries
PX-617	PROIV Control Panel displays empty page
PX-621	Error appears while attempting to install version 8 on Windows 2012 R2
PX-624	Auto Complete not working correctly in OpenClient Comboboxes
PX-657	Host Closed Connection on Client Virtual Machine
PX-678	PROIV FOP facility to generate PDF's needs easier config customisation
PX-681	Running Line Chart Demo in MFC on Windows 8.1 causes PROIV Document Server Exception
PX-702	Uninstall removes files which have been added since installation
PX-707	Uninstall - deletes all folders and files
PX-708	Uninstall - deletes Open Client Services
PX-710	Uninstall/Install-deleted pro4v8.ini File Settings
PX-713	Reboot option is not honored after completing the installation
PX-714	Logging for the Lexicon is enabled only for info by default
PX-715	Installation path not added to windows PATH on installation
PX-755	Launching functions in Aurora – hangs the application
PX-756	Combo box icons don't display properly
PX-812	Data not alpha in file SOFTPROP (Error 035)
PX-813	@DemoPieChart - "Change Data" button does not exist
PX-850	User supplied jar files are lost on upgrade
PX-861	Aurora is inaccessible with both internal and external ip addresses
PX-875	User click is delayed until next click
PX-898	V8 installer deletes files which are previously installed
PX-929	Access Violation during Bulk Regen
PX-930	SQL error 366 on accessing SQL Server2014 Table
PX-996	Certain paging fields non-functional / navigable in Open Client
PX-997	Auto sequence corrupted after escape and re-add in Open Client
PX-998	Window content jumps on mouse-over in Chrome
PX-999	Icon text sometimes displays as an ellipse rather than the full text
PX-1000	Clipped Icon in window is resized instead of being clipped
PX-1001	Internet Explorer throws an Exception if there is an icon off screen
PX-1002	Filling a field with data in a local window causes spin
PX-1014	Blank Date/Numeric fields in Drop Down List Erasing Unrelated Field In Calling Function in both MFC and Open Client
PX-1022	Native File Defs are missing from PROIV Version 8
PX-1023	Unable to define more than 13 task functions for a single web service
PX-1026	Linux on not generating Site IDs on certain hardware
PX-1038	Logging for the Lexicon is enabled only for info by default
PX-1050	8.0.39.4 installed successfully on AIX but site-id was wrong and it is looking for non-existent libraries

Key	Summary
PX-1052	SetScreenSize is no longer a valid method or property for Session
PX-1065	Using the Session SetScreenSize method displays exception error message in Aurora
PX-1068	No error message is produced when "Clear File" flagged but file is currently being accessed
PX-1069	WINLOCATE window bigger than screensize causes kernel crash
PX-1076	Error initialising JVM when accessing SSO gallery
PX-1079	Editing a runtime function in VIP throws error
PX-1089	8.0.39.11 installation on Win server 2012 R2 hangs
PX-1099	Importing run-time Control bar/action control into Administator fails
PX-1103	Windows installation displays "Error 831 - Unable to initialize or call jvm" when using SSO gallery
PX-1105	A Version 8 Install into Windows non-default drive creates an empty boots directory
PX-1107	Wrapper @VIPWP10 gives error 106 - THIS FUNCTION CAN NOT BE USED WITH A RUN-ONLY...
PX-1122	In OpenClient the data in a field that has focus is out of focus
PX-1139	P4TASK and associated files missing from the ProIV Version 8 AIX Distribution
PX-1142	Hypercaching bad statistics display and missing function from administration
PX-1143	The file mail.jar is referenced in pro4v8.ini instead of mail-1.3.jar
PX-1149	The Web browser (url) address bar included the Open Client v8 session parameters (linux)[Username; Password]
PX-1160	Issue with documentation when searching with keyword "exponent"
PX-1225	Open Client-Mandatory Input Error
PX-1268	Oracle interface does not detect failed record update - results in loop to update same record
PX-1269	Oracle error ORA-01406: fetched column value was truncated
PX-1307	Oracle interface translates warning [ORA-24347: Warning of a NULL column in an aggregate function] to error [Genercic fatal sql error -366]
PX-1313	Focus issue when attempting contract of ExpandingArea with focus.
PX-1319	Hypercaching is not always functional for genfile.pro
PX-1324	Release notes should document position with Java 8
PX-1336	OpenClient Paging screen renders incorrectly in Chrome 43
PX-1341	OpenClient hangs a function and increases Java CPU utilization
PX-1356	Text for kernel error 780 is truncated on display
PX-1363	User thread exception when performing a VIP bulk build using the Open Client

6.2 RELEASE 8.1.7.13

Key	Summary
PX-1374	Message appears "This function cannot be used with RUNTIME ONLY version of PROIV"

NGA Human Resources is a global leader in helping organizations transform their business-critical HR operations to deliver more effective and efficient people-critical services.

We help our clients become better employers through smarter, more streamlined business processes — to save money, manage employee life cycles, and support globally connected, agile organizations. This is how NGA makes HR work.

What sets us apart is The NGA Advantage. It's a combination of deep HR experience and insight, advanced technology platforms and applications and a global portfolio of flexible service delivery options.

www.ngahr.com

