

PROIV VERSION 8 RELEASE NOTES

April 2015

Release 8.0.39.17



PROIV is a registered trademark of NIS UK Limited.

Acrobat Reader is a registered trademark of Adobe Systems Incorporated.

AIX is a registered trademark of IBM.

IBM Informix C-ISAM is a registered trademark of IBM Informix.

Firefox is a registered trademark of the Mozilla Foundation.

Linux is a registered trademark of Linux Foundation.

Microsoft, Microsoft Windows, MS Windows, Microsoft Internet Explorer, Microsoft Windows Server 2008, Microsoft Window 7, Microsoft Windows Vista, Windows XP, Microsoft Word, MS Word, and Visual Basic for Applications (VBA) are registered trademarks of Microsoft Corporation.

OpenVMS, HP-UX, Tru64 Unix are all trademarks of Hewlett-Packard Development Company.

Sun Solaris, Java and Oracle are registered trademarks of Oracle Corporation.

UNIX is a registered trademark of The Open Group.

All marks and product names referred to in this document are trademarks or registered trademarks of their respective owners.

Internet: <http://www.proiv.com>

Email: provisupport@ngahr.net

© 2014 NorthgateArinso UK Limited.

No part of this document may be reproduced, transmitted, adapted, stored in any retrieval system or translated into any language in any form without the prior written permission of PROIV Technology LLC.

NGA Human Resources is a trading name of NorthgateArinso UK Limited, Peoplebuilding 2, Maylands Avenue, Hemel Hempstead, Herts, HP2 4NW, UNITED KINGDOM. Company registered number: 1587537, place of registration: England.

Document Control

Document Information

INFORMATION	
Document Id	V8_RN
Document Owner	P4 TA
Issue Date	03/04/15
Last Saved Date	03/04/15
File Name	V8_ReleaseNotes

Document History

VERSION	ISSUE DATE	CHANGES
8.0.39.0	22/12/2014	First production release
8.0.39.11	19/03/2015	Introduction of Solaris and HP-UX ia64
8.0.39.17	03/04/2015	Introduction of AIX & Linux 32 bit

TABLE OF CONTENTS

1	INTRODUCTION	1
1.1	Document Structure	1
1.2	Upgrading your Application to Version 8.....	1
1.3	End Of Life Products	1
2	SYSTEM REQUIREMENTS & SUPPORTED PLATFORMS	2
3	GETTING STARTED WITH VERSION 8	3
3.1	Differences Between Version 7 and Version 8 Installations	3
3.2	New PROIV V8 Control Panel.....	4
3.3	PROIV System Database.....	5
3.4	Licence Server	5
3.5	Connecting to PROIV	5
3.6	Co-existence with earlier versions of PROIV	6
4	COMPONENT SPECIFIC INFORMATION	7
4.1	Aurora.....	7
5	PLATFORM SPECIFIC INFORMATION	8
5.1	64 bit Linux	8
5.2	Solaris	9
5.3	HP-UX Itanium	9
5.4	AIX.....	11
5.5	32 Bit Linux.....	12
6	ISSUES RESOLVED	13
6.1	Release 8.0.39.11	13
6.2	Release 8.0.39.17	13

1 INTRODUCTION

1.1 DOCUMENT STRUCTURE

- Section 2 – supported platforms and databases
- Section 3 – getting started with version 8
- Section 4 – component specific information
- Section 5 – platform specific information

1.2 UPGRADING YOUR APPLICATION TO VERSION 8

1.3 END OF LIFE PRODUCTS

The following product components have been withdrawn for the PROIV Version 8 distribution.

- Active Web
- Web Developer
- Client Administration

In addition the following platforms will not be available as part of Version 8

- 32 bit AIX
- 32 bit Solaris
- 32 bit HP-UX
- HP-UX pa-risc
- OpenVMS

2 SYSTEM REQUIREMENTS & SUPPORTED PLATFORMS

For a comprehensive list of supported platforms, databases and browsers along with end of life statements the reader is directed to the PROIV website. Any changes for a specific release are detailed herein.

MFC Client / Forms Designer Platforms

The MFC Client and Forms Designer are 32 bit applications which are compatible with the Windows 7 and Windows 8 operating systems. Whilst the installation may be successful on Windows XP it is not a supported platform and has not been tested; NGAHR will not accept any fault reports or support issues on this platform.

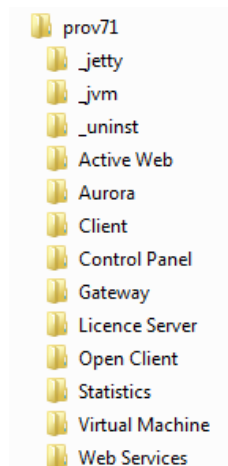
3 GETTING STARTED WITH VERSION 8

3.1 DIFFERENCES BETWEEN VERSION 7 AND VERSION 8 INSTALLATIONS

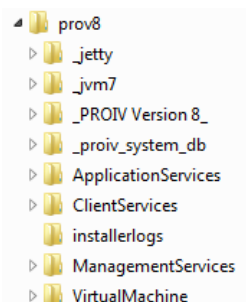
Version 7 comprised 11 different servers processes, either services on Windows or daemon processes on Unix. This number has been reduced significantly to 5 and the names of the services changed to reflect their function. The table below lists the new V8 services and their V7 equivalents.

V8 Service / Process Name	V7 Service / Process name
Management Services	Control Panel Statistics Licensing Virtual Machine Configurator
Client Services	Open Client Aurora
Application Services	Gateway Web Services
V8 Client Virtual Machine	V7 Server
V8 Gateway Virtual Machine	V7 Windows Kernel Server

Furthermore the installed directory shape has been revised to reflect the new server grouping. In V7 the installed structure was:



V8 has a new revised top level directory structure



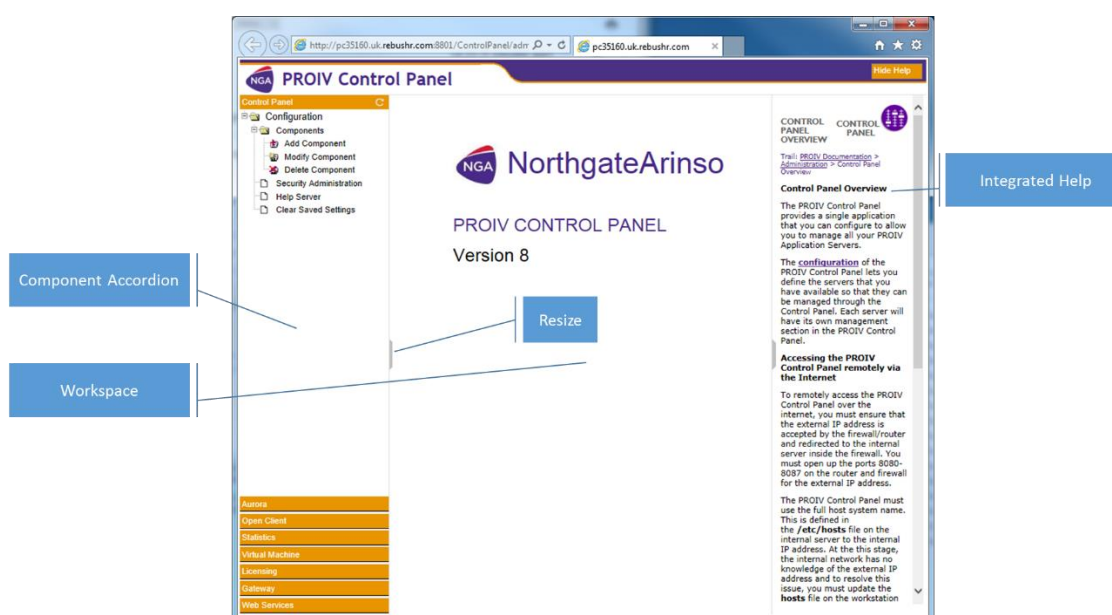
- `_jetty` – the jetty web application server V9.1 and all the Jar files used by the V8 web applications. Note that the web applications no longer have multiple copies of the jar files

- `_jvm7` – the Java Virtual Machine used by the installation
- `_proiv_system_db` – a directory containing two databases, one for the lexicon and one for statistics; this is an internal database for statistics and lexicon it should not be modified by anything other than the tools provided. It is not used to hold any application source and cannot be used as a file type for PROIV.
- `_PROIV Version 8_` - a directory containing the uninstaller for the product
- `installerlogs` – a directory with the log file created by the installer; if you have problems with installation then it is a good idea to send this into support if you need to report an issue
- `VirtualMachine` – the PROIV VM and bootstraps
- `ApplicationServices` – a configuration instance of Jetty which serves Gateway and Web Services
- `Client Services` – a configuration instance of Jetty which serves OpenClient and Aurora
- `ManagementServices` – a configuration instance of Jetty which serves ControlPanel, Licensing, Statistics and Virtual Machine Configuration

It is important to understand that there are multiple web application contexts created within each Jetty based web application server instance.

3.2 NEW PROIV V8 CONTROL PANEL

The V7 Control Panel has been updated with a new look and feel making it quicker and easier to manage your PROIV installations.



On the left hand side is an accordion displaying the components configured within your control panel, simply click on the orange bar to open the component you wish to manage. Once a component is open, you can manage its configuration by clicking on the items in the tree; once selected the workspace will show the corresponding element for management.

In addition to this the help system is now integrated within the control panel, click the “Show Help” button at the top left and the help panel will slide out from the right hand side showing the context sensitive help for the screen in the workspace.

You can adjust the width of the accordion and the help using the grey thumb nails present on the dividers.

The operation of the screens presented in the workspace is the same as Version 7.

3.3 PROIV SYSTEM DATABASE

New for V8, the PROIV System database is used to hold the statistics generated by your installation and the lexicon for any multi-lingual translations. The database starts automatically as part of the Management Service and cannot be disabled.

If you wish to utilize another database as per V6 and V7 (Oracle, PostgreSQL or SQL Server) for statistics or lexicon then you are free to do so and should reconfigure the statistics component and lexicon in control panel with the correct connection details.

The system database is not available for use as a relational database for a PROIV application, it is purely for use by the PROIV installation.

3.4 LICENCE SERVER

The Licence Server is no longer a separate process within your PROIV installation; it is now part of the Management Service. In order for Open or MFC clients to successfully get a licence **you must** run the Management Service.

3.5 CONNECTING TO PROIV

There are three ways to connect to the PROIV Virtual Machine;

- Legacy Green Screen
- Classic MFC Client
- Open Client / Aurora

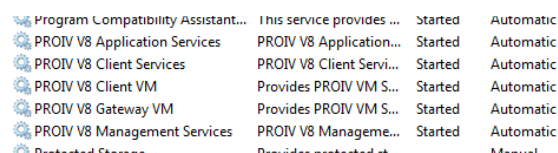
On UNIX platforms the PROIV Virtual Machine may be started with the *runproiv* script as per version 7.

On Windows the default port for the Client VM server has changed to 8023 and the default port for the Gateway VM Server is now 8033.

3.5.1 PROIV SERVERS

As previously stated V8 has reduced the number of services which need to be started on your system.

On Windows these can be found in the windows Service Manager and can be started / stopped as per previous releases.



Program Compatibility Assistant...	This service provides ...	Started	Automatic
PROIV V8 Application Services	PROIV V8 Application...	Started	Automatic
PROIV V8 Client Services	PROIV V8 Client Servi...	Started	Automatic
PROIV V8 Client VM	Provides PROIV VM S...	Started	Automatic
PROIV V8 Gateway VM	Provides PROIV VM S...	Started	Automatic
PROIV V8 Management Services	PROIV V8 Manageme...	Started	Automatic
Protected Storage	Provides protected st...	Manual	Manual

On Unix there are shell scripts in each of the following directories to start and stop the server instances.

```
$PROIV_HOME/ApplicationServices/bin  
$PROIV_HOME/ClientServices/bin  
$PROIV_HOME/ManagementServices/bin
```

3.6 CO-EXISTENCE WITH EARLIER VERSIONS OF PROIV

3.6.1 WINDOWS PLATFORMS

Version 8 (client and servers) can now coexist with Version 7 on the same operating system instance; the servers utilize different listening ports. PRO-ISAM locks will also be shared between versions, however it is important to ensure that file definitions match otherwise there will be unexpected behavior.

3.6.2 UNIX PLATFORMS

You are able to install PROIV Version 8 on the same system as PROIV Version 7; although it should be noted that some of the pre-requisites for version 8 are different to version 7.

4 COMPONENT SPECIFIC INFORMATION

4.1 AURORA

4.1.1 URL TO ACCESS AURORA

The URL to access Aurora depends on the port number provided during the installation of PROIV. The default port number is 8804 and the full URL is:

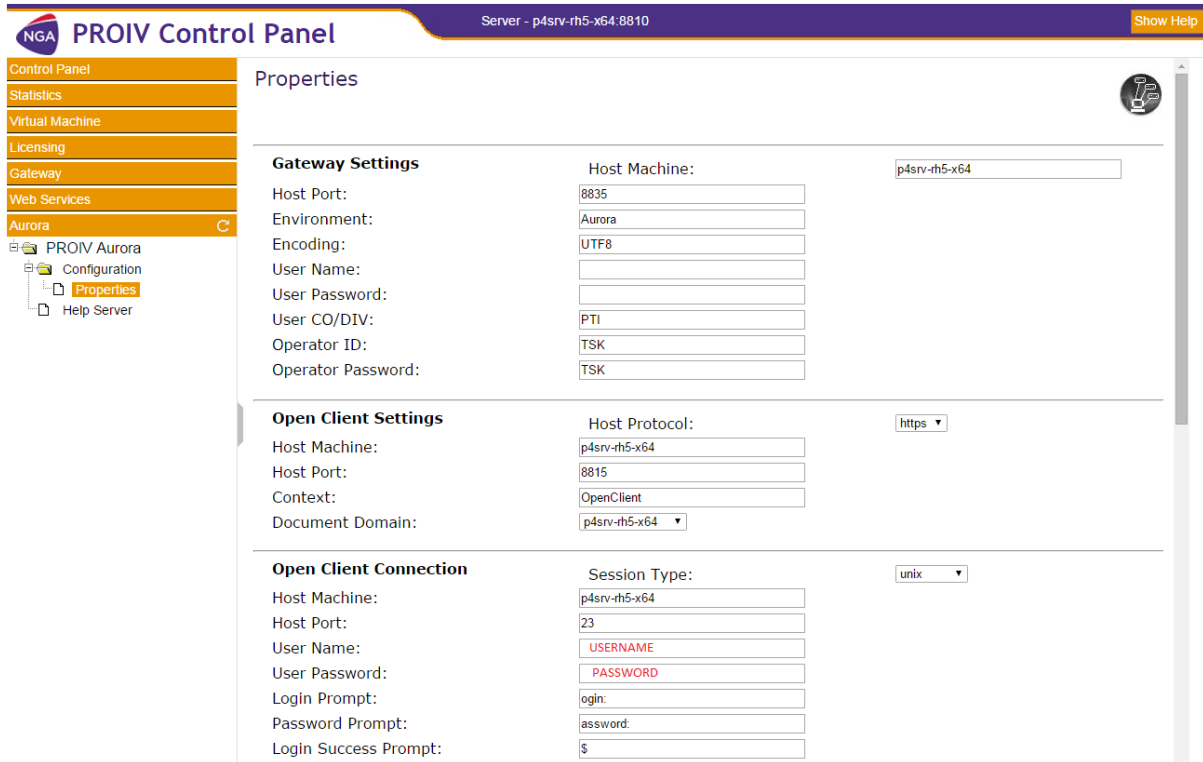
<http://machine:8804/Aurora>

Where machine is the fully qualified domain name of the server on which you have installed PROIV.

4.1.2 UPDATES TO AURORA CONFIGURATION ON UNIX

Once you have installed version 8 on UNIX you will need to make some further configuration changes to allow the Aurora to function.

Using the control panel navigate to the Aurora area and select properties from the tree on the left hand side; in the Open Client Connection section enter a username and password which will successfully log into the Unix host. Also ensure that this user can connect either an open client session or an MFC Client session by running the *runproiv* script which was created during the installation process. If needed update the prompts specified to allow processing of the Unix login.



Section	Field	Value
Gateway Settings	Host Machine:	p4srv-rh5-x64
	Host Port:	8835
	Environment:	Aurora
	Encoding:	UTF8
	User Name:	
	User Password:	
	User CO/DIV:	PTI
Open Client Settings	Host Protocol:	https
	Host Machine:	p4srv-rh5-x64
	Host Port:	8815
	Context:	OpenClient
Document Domain:	p4srv-rh5-x64	
Open Client Connection	Session Type:	unix
	Host Machine:	p4srv-rh5-x64
	Host Port:	23
	User Name:	USERNAME
	User Password:	PASSWORD
	Login Prompt:	ogin:
	Password Prompt:	assword:
Login Success Prompt:	\$	

Furthermore when configuring Aurora it is important to ensure that the Document Domain and Host Machine are the same otherwise Aurora will not successfully launch tabs within the framework.

5 PLATFORM SPECIFIC INFORMATION

5.1 64 BIT LINUX

5.1.1 SUPPORTED JAVA RUNTIME ENVIRONMENTS

PROIV on 64 bit Linux supports the Oracle Java 7 Runtime Environment. On this platform, the installation process will look in the following directories (as defined using regular expression) for an Oracle JRE.

/usr/*[jJ][rR][eE]*1*7*	/usr/*[jJ][aA][vV][aA]*7*	/opt/*[jJ][sS][Ee]*/jre
/opt/*[jJ][rR][eE]*1*7*	/opt/*[jJ][aA][vV][aA]*7*	/opt/*[jJ][rR][Ee]*
/usr/*[jJ][aA][vV][aA]*1*7*	/usr/*[jJ][sS][Ee]*	/usr/*[jJ][rR][eE]*
/opt/*[jJ][aA][vV][aA]*1*7*	/usr/*[jJ][sS][Ee]*/jre	/opt/*[jJ][rR][eE]*
/usr/*[jJ][rR][eE]*7*	/usr/*[jJ][rR][Ee]*	/usr/*[jJ][aA][vV][aA]*
/opt/*[jJ][rR][eE]*7*	/opt/*[jJ][sS][Ee]*	/opt/*[jJ][aA][vV][aA]*
/usr/*[jJ][aA][vV][aA]*/[jJ]*	/opt/*[jJ][aA][vV][aA]*/[jJ]*	/opt/*[jJ]*
/usr/*[jJ]*	/usr/jre1.7.0	/usr/local/jre1.7.0
/usr/java/jre1.7.0	/opt/jre1.7	/opt/jre1.7.0
/usr/jre7.0	/usr/local/jre7.0	/usr/java/jre7.0
/opt/jre7	/usr/jre7	/usr/local/jre7
/usr/java/jre7		

5.1.2 REALITY DATABASE

This release of PROIV now supports the Reality 15.1 database.

5.1.3 POSTGRESQL

The Linux platform requires unixODBC 2.3.0 or above from www.unixODBC.org to be installed and available its libraries available on the LD_LIBRARY_PATH of the user running the PROIV Virtual Machine.

This release of PROIV has been compiled and linked against libodbc.so found within an installed distribution of unixODBC build from source code. This file is a symbolic link and points to libunixodbc.so.2.0.0; a proper installation of unixODBC should have this symbolic link setup correctly.

PROIV with PostgreSQL has been tested and compiled against standard distributions of the following components

PostgreSQL	9.1.8, 9.1.14
PostgreSQL ODBC Driver	9.02.100 (no other version is supported)
unixODBC	2.3.0 (or above)

5.1.4 ORACLE

The Linux platform includes the Oracle 12c Instant client (version 12.1.0.2.0) it can be found in the \$PROIV_HOME/virtual_machine/lib/instant_client directory of your installation. This directory is added to the LD_LIBRARY_PATH environment variable as part of the runproiv script.

5.2 SOLARIS

This release is supported on Solaris 10 (minimum release is Solaris 10 1/13) and Solaris 11. It is very important that the operating system has all vendor-supplied patches installed. Note that the Reality database is no longer supported on this platform.

5.2.1 SUPPORTED JAVA RUNTIME ENVIRONMENTS

PROIV on 64 bit Solaris supports the Oracle Java 7 Runtime Environment on the Solaris platform, the installation process will look in the following directories (as defined using regular expression) for an Oracle JRE.

/usr/*[jJ][rR][eE]*1*7*	usr/jre1.7.0	/usr/*[jJ][dD][kK]*1*7*
/opt/*[jJ][rR][eE]*1*7*	/usr/*[jJ][rR][eE]*1*7*0*	/opt/*[jJ][dD][kK]*1*7*
/usr/*[jJ][aA][vV][aA]*1*7*	/opt/*[jJ][rR][eE]*1*7*0*	/usr/*[jJ][dD][kK]*1*7*/jre
/opt/*[jJ][aA][vV][aA]*1*7*	/usr/*[jJ][aA][vV][aA]*1*7*0*	/opt/*[jJ][dD][kK]*1*7*/jre
/usr/*[jJ][sS][Ee]*	/opt/*[jJ][aA][vV][aA]*1*7*0*	/usr/*[jJ][aA][vV][aA]*1*7*
/usr/*[jJ][sS][Ee]*/jre	/usr/*[jJ][rR][eE]*7*0*	/opt/*[jJ][aA][vV][aA]*1*7*
/usr/*[jJ][rR][Ee]*	/opt/*[jJ][rR][eE]*7*0*	/usr/*[jJ][sS][Ee]*
/opt/*[jJ][sS][Ee]*	/usr/*[jJ][aA][vV][aA]*7*0*	/usr/*[jJ][sS][Ee]*/jre
/opt/*[jJ][sS][Ee]*/jre	/opt/*[jJ][aA][vV][aA]*7*0*	/opt/*[jJ][sS][Ee]*
/opt/*[jJ][rR][Ee]*	/usr/*[jJ][rR][eE]*7*	/opt/*[jJ][sS][Ee]*/jre
/usr/*[jJ][rR][eE]*	/opt/*[jJ][rR][eE]*7*	/usr/*[jJ][dD][kK]*/jre
/opt/*[jJ][rR][eE]*	/usr/*[jJ][aA][vV][aA]*7*	/opt/*[jJ][dD][kK]*/jre
/usr/*[jJ][aA][vV][aA]*	/opt/*[jJ][aA][vV][aA]*7*	/usr/*[jJ][dD][kK]*
/opt/*[jJ][aA][vV][aA]*	/usr/*[jJ][sS][Ee]*	/opt/*[jJ][dD][kK]*
/usr/*[jJ][aA][vV][aA]*/[jJ]*	/usr/*[jJ][sS][Ee]*/jre	/usr/*[jJ][aA][vV][aA]*
/opt/*[jJ][aA][vV][aA]*/[jJ]*	/usr/*[jJ][rR][Ee]*	/opt/*[jJ][aA][vV][aA]*
/opt/*[jJ]*	/opt/*[jJ][sS][Ee]*	/usr/*[jJ][aA][vV][aA]*/[jJ]*
/usr/*[jJ]*	/opt/*[jJ][sS][Ee]*/jre	/opt/*[jJ][aA][vV][aA]*/[jJ]*
	/opt/*[jJ][rR][Ee]*	/opt/*[jJ]*
	/usr/*[jJ][rR][eE]*	/usr/*[jJ]*
	/opt/*[jJ][rR][eE]*	
	/usr/*[jJ][aA][vV][aA]*	
	/opt/*[jJ][aA][vV][aA]*	
	/usr/*[jJ][aA][vV][aA]*/[jJ]*	
	/opt/*[jJ][aA][vV][aA]*/[jJ]*	

5.2.2 ORACLE

The Solaris platform includes the Oracle 12c Instant client (version 12.1.0.2.0) it can be found in the \$PROIV_HOME/virtual_machine/lib/instant_client directory of your installation. This directory is added to the LD_LIBRARY_PATH environment variable as part of the runproiv script.

5.3 HP-UX ITANIUM

This release is supported on HPX 11iv3. It is very important that the operating system has all vendor-supplied patches installed.

5.3.1 SUPPORTED JAVA RUNTIME ENVIRONMENTS

PROIV on 64 bit HP-UX supports the Java 7 Runtime Environment. On the HP-UX platform, the installation process will look in the following directories (as defined using regular expression) for an JRE.

/opt/*[jJ][rR][eE]*1*7*
/usr/*[jJ][rR][eE]*7*
/opt/*[jJ][rR][eE]*7*
/usr/*[jJ][dD][kK]*1*7*/jre
/opt/*[jJ][dD][kK]*1*7*/jre
/usr/*[jJ][aA][vV][aA]*1*7*
/opt/*[jJ][aA][vV][aA]*1*7*
/usr/*[jJ][aA][vV][aA]*7*
/opt/*[jJ][aA][vV][aA]*7*
/usr/*[jJ]2[sS][Ee]*
/usr/*[jJ]2[sS][Ee]*/jre
/usr/*[jJ]2[rR][Ee]*
/opt/*[jJ]2[sS][Ee]*
/opt/*[jJ]2[sS][Ee]*/jre
/opt/*[jJ]2[rR][Ee]*
/usr/*[jJ][dD][kK]*/jre
/opt/*[jJ][dD][kK]*/jre
/usr/*[jJ][dD][kK]*
/opt/*[jJ][dD][kK]*
/usr/*[jJ][rR][eE]*
/opt/*[jJ][rR][eE]*
/usr/*[jJ][aA][vV][aA]*
/opt/*[jJ][aA][vV][aA]*
/usr/*[jJ][aA][vV][aA]*/[jJ]2*
/opt/*[jJ][aA][vV][aA]*/[jJ]2*
/opt/*[jJ]2*
/usr/*[jJ][rR][eE]*1*7*
/opt/java1.7
/opt/java1.7/jre
/opt/java7/jre
/opt/java7

5.3.2 ORACLE

The HP-UX platform includes the Oracle 12c Instant client (version 12.1.0.2.0) it can be found in the \$PROIV_HOME/virtual_machine/lib/instant_client directory of your installation. This directory is added to the LD_LIBRARY_PATH environment variable as part of the runproiv script.

5.4 AIX

This release is supported on AIX 6.1. It is very important that the operating system has all vendor-supplied patches installed.

The technology level must be at least 08 with Service Pack 02.

5.4.1 SUPPORTED JAVA RUNTIME ENVIRONMENTS

PROIV on 64 bit AIX supports the Java 7 Runtime Environment. On the AIX platform, the installation process will look in the following directories (as defined using regular expression) for an JRE.

/usr/*[jJ][rR][eE]*1*7*
/opt/*[jJ][rR][eE]*1*7*
/usr/*[jJ][dD][kK]*1*7*/jre
/opt/*[jJ][dD][kK]*1*7*/jre
/usr/*[jJ][aA][vV][aA]*1*7*
/opt/*[jJ][aA][vV][aA]*1*7*
/usr/*[jJ]2[sS][Ee]*
/usr/*[jJ]2[sS][Ee]*/jre
/usr/*[jJ]2[rR][Ee]*
/opt/*[jJ]2[sS][Ee]*
/opt/*[jJ]2[sS][Ee]*/jre
/opt/*[jJ]2[rR][Ee]*
/usr/*[jJ][dD][kK]*/jre
/opt/*[jJ][dD][kK]*/jre
/usr/*[jJ][dD][kK]*
/opt/*[jJ][dD][kK]*
/usr/*[jJ][rR][eE]*
/opt/*[jJ][rR][eE]*
/usr/*[jJ][aA][vV][aA]*
/opt/*[jJ][aA][vV][aA]*
/usr/*[jJ][aA][vV][aA]/*[jJ]2*
/opt/*[jJ][aA][vV][aA]/*[jJ]2*
/opt/*[jJ]2*
/usr/*[jJ]2*
/opt/java1.7
/opt/java1.7/jre

5.4.2 ORACLE

The AIX platform includes the Oracle 12c Instant client (version 12.1.0.2.0) it can be found in the \$PROIV_HOME/virtual_machine/lib/instant_client directory of your installation. This directory is added to the LD_LIBRARY_PATH environment variable as part of the runproiv script.

5.5 32 BIT LINUX

This release is supported on 32 bit Linux. It is very important that the operating system has all vendor-supplied patches installed.

5.5.1 SUPPORTED JAVA RUNTIME ENVIRONMENTS

PROIV on 32 bit Linux supports the Java 7 Runtime Environment. On this platform, the installation process will look in the following directories (as defined using regular expression) for an JRE.

/usr/*[jJ][rR][eE]*1*7*	/usr/jre1.7.0	/usr/*[jJ][aA][vV][aA]*
/opt/*[jJ][rR][eE]*1*7*	/usr/local/jre1.7.0	/opt/*[jJ][aA][vV][aA]*
/usr/*[jJ][aA][vV][aA]*1*7*	/usr/java/jre1.7.0	/usr/*[jJ][aA][vV][aA]/*[jJ]*
/opt/*[jJ][aA][vV][aA]*1*7*	/opt/jre1.7	/opt/*[jJ][aA][vV][aA]/*[jJ]*
/usr/*[jJ][rR][eE]*7*	/opt/jre1.7.0	/opt/*[jJ]*
/opt/*[jJ][rR][eE]*7*	/usr/jre7.0	/usr/*[jJ]*
/usr/*[jJ][aA][vV][aA]*7*	/usr/local/jre7.0	/usr/j2sdk1.7.0
/opt/*[jJ][aA][vV][aA]*7*	/usr/java/jre7.0	/usr/local/jdk1.7.0
/usr/*[jJ][sS][eE]*	/opt/jre7	/opt/jdk1.7.0
/usr/*[jJ][sS][eE]*/jre	/usr/jre7	/usr/java/jdk1.7.0
/usr/*[jJ][rR][eE]*	/usr/local/jre7	/usr/j2sdk7.0
/opt/*[jJ][sS][eE]*	/usr/java/jre7	/usr/local/jdk7.0
/opt/*[jJ][sS][eE]*/jre	/usr/*[jJ][dD][kK]*1*7*/jre	/opt/jdk7.0
/opt/*[jJ][rR][eE]*	/opt/*[jJ][dD][kK]*1*7*/jre	/usr/java/jdk7.0
/usr/*[jJ][rR][eE]*	/usr/*[jJ][dD][kK]*7*/jre	/usr/j2sdk7
/opt/*[jJ][rR][eE]*	/opt/*[jJ][dD][kK]*7*/jre	/usr/local/jdk7
/usr/*[jJ][aA][vV][aA]*	/usr/*[jJ][aA][vV][aA]*1*7*	/opt/jdk7
/opt/*[jJ][aA][vV][aA]*	/opt/*[jJ][aA][vV][aA]*1*7*	/usr/java/jdk7
/usr/*[jJ][aA][vV][aA]/*[jJ]*	/usr/*[jJ][sS][eE]*	
/opt/*[jJ][aA][vV][aA]/*[jJ]*	/usr/*[jJ][sS][eE]*/jre	
/opt/*[jJ]*	/opt/*[jJ][sS][eE]*	
/usr/*[jJ]*	/opt/*[jJ][sS][eE]*/jre	
	/usr/*[jJ][dD][kK]*/jre	
	/opt/*[jJ][dD][kK]*/jre	
	/usr/*[jJ][dD][kK]*	
	/opt/*[jJ][dD][kK]*	

5.5.2 ORACLE

The 32 bit Linux platform includes the Oracle 12c Instant client (version 12.1.0.2.0) it can be found in the \$PROIV_HOME/virtual_machine/lib/instant_client directory of your installation. This directory is added to the LD_LIBRARY_PATH environment variable as part of the runproiv script.

6 ISSUES RESOLVED

6.1 RELEASE 8.0.39.11

PX-912	Genning a large number of functions gradually slows to a stop then speeds up again.
PX-929	Access Violation During Bulk Regen
PX-992	Native V8 file definitions are missing from distribution
PX-1006	Invalid Task Names when created cannot be deleted
PX-1012	Enter Values for Town1 and Population in DEMO then Click on Send Data, throw a write content failed message
PX-1015	ActiveX Gallery always shows the same details regardless of the control selected
PX-1029	“runproiv “ reports required java libraries cannot be found
PX-1030	Import failures on Unix if caching parameters not set.
PX-1034	Management services are not installed on Windows 32 bit - also corrects services not starting and some not removed on Uninstall
PX-1043	Linux x86-32 installer creates “runproiv” script with incorrect LD_LIBRARY_PATH
PX-1045	Prevent removal of pro4v8.ini file on uninstallation - applies to both Unix and Windows
PX-1046	Linux x86-32 distribution is missing Oracle instant client
PX-1054	Shared memory corruption when using read only bootstraps and caching
PX-1055	Installer missing entries from pro4v8.ini
PX-1064	PROIV VM crashes when user with no write permissions attempts login
PX-1067	Installer needs to create jvm log files world-writable and adjust permissions on logs directories
PX-1071	Missing JRE_HOME entry in the pro4v8.ini file causes JVM startup failure
PX-1081	Correct JAVA library path in runproiv LD_LIBRARY_PATH on linux x86-32

6.2 RELEASE 8.0.39.17

PX-1081	Correct JAVA library path in runproiv LD_LIBRARY_PATH on linux x86-32
PX-1074	Genning a specific function causes an abnormal VM termination (Windows 32 bit only)
PX-1092	Installer does not add required files to the bus directory on AIX
PX-1103	Installer needs to include c2010 re-distributable packages to ensure jvm loads.
PX-1012	“R” Mode not working correctly on Reality tables
PX-1093	Abnormal VM termination when logging into PROIV for first time on Linux 32-bit

NGA Human Resources is a global leader in helping organizations transform their business-critical HR operations to deliver more effective and efficient people-critical services.

We help our clients become better employers through smarter, more streamlined business processes — to save money, manage employee life cycles, and support globally connected, agile organizations. This is how NGA makes HR work.

What sets us apart is The NGA Advantage. It's a combination of deep HR experience and insight, advanced technology platforms and applications and a global portfolio of flexible service delivery options.

www.ngahr.com

